

# Landscape of Funding for Public Transportation: A Federal / State / Local Partnership

Presented to Transit Choices

May 23, 2019  
Baltimore, MD

Art Guzzetti  
Vice President – Policy & Mobility  
American Public Transportation Association



# The Economic Cost of Failing to Modernize Public Transportation



## The New Real Estate Mantra Location Near Public Transportation



## Public Transportation's Role in the Knowledge Economy



## WHO RIDES PUBLIC TRANSPORTATION



THE BACKBONE  
OF A MULTIMODAL  
LIFESTYLE



PASSENGER DEMOGRAPHICS & TRAVEL




**Economic Impact**  
of Public Transportation Investment

2014 E-PAVE

## A NEW PARTNERSHIP: RAIL TRANSIT AND CONVENTION GROWTH



U.S. TRAVEL  
ASSOCIATION



**MILLENNIALS  
& MOBILITY:**

## The Hidden Traffic Safety Solution: Public Transportation



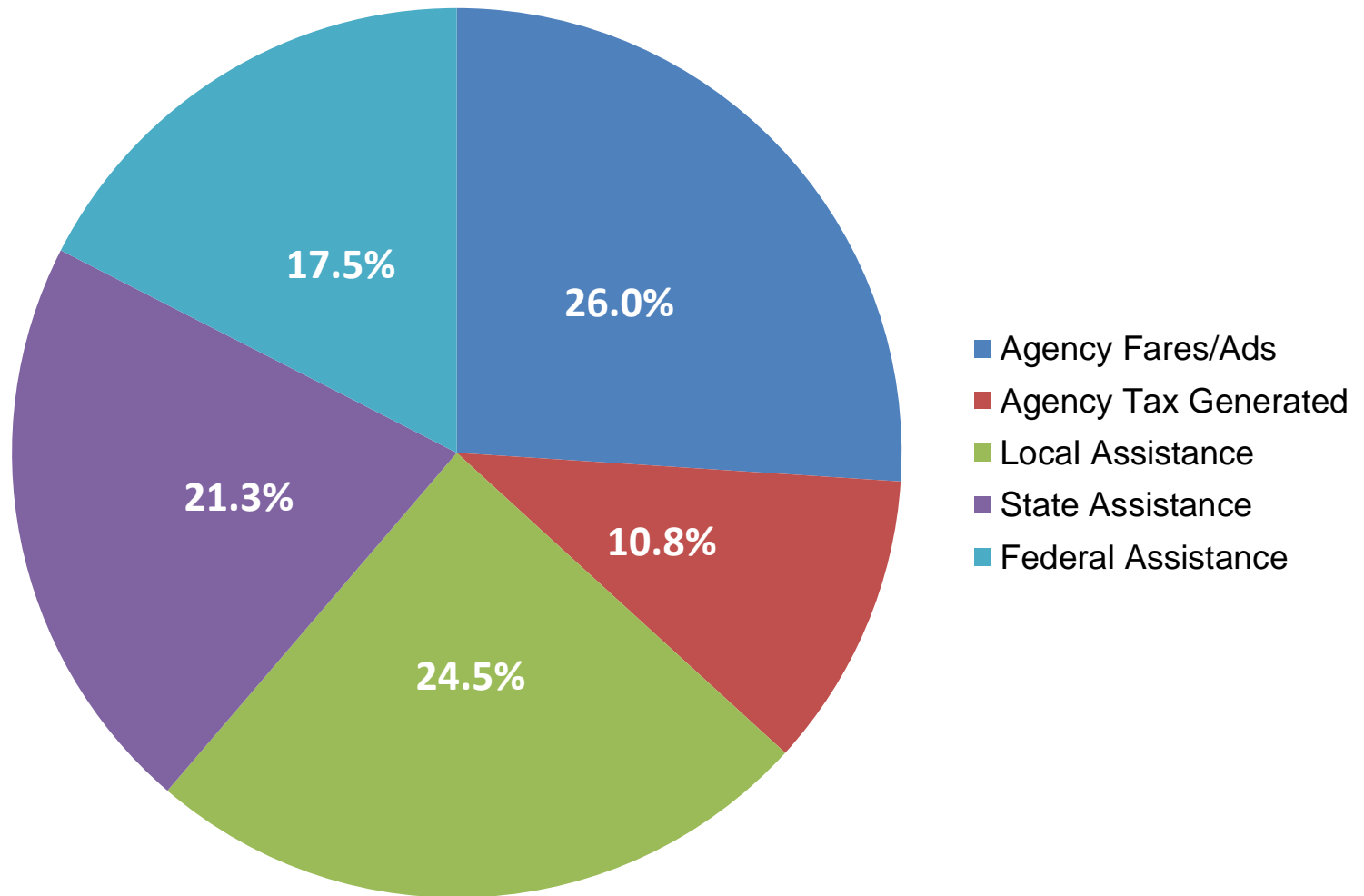
## The Future of Mobility

From Transit Authority  
to Mobility Integrator

July 11-12, 2018 • Washington, DC

# Industry Revenue Sources (2016)

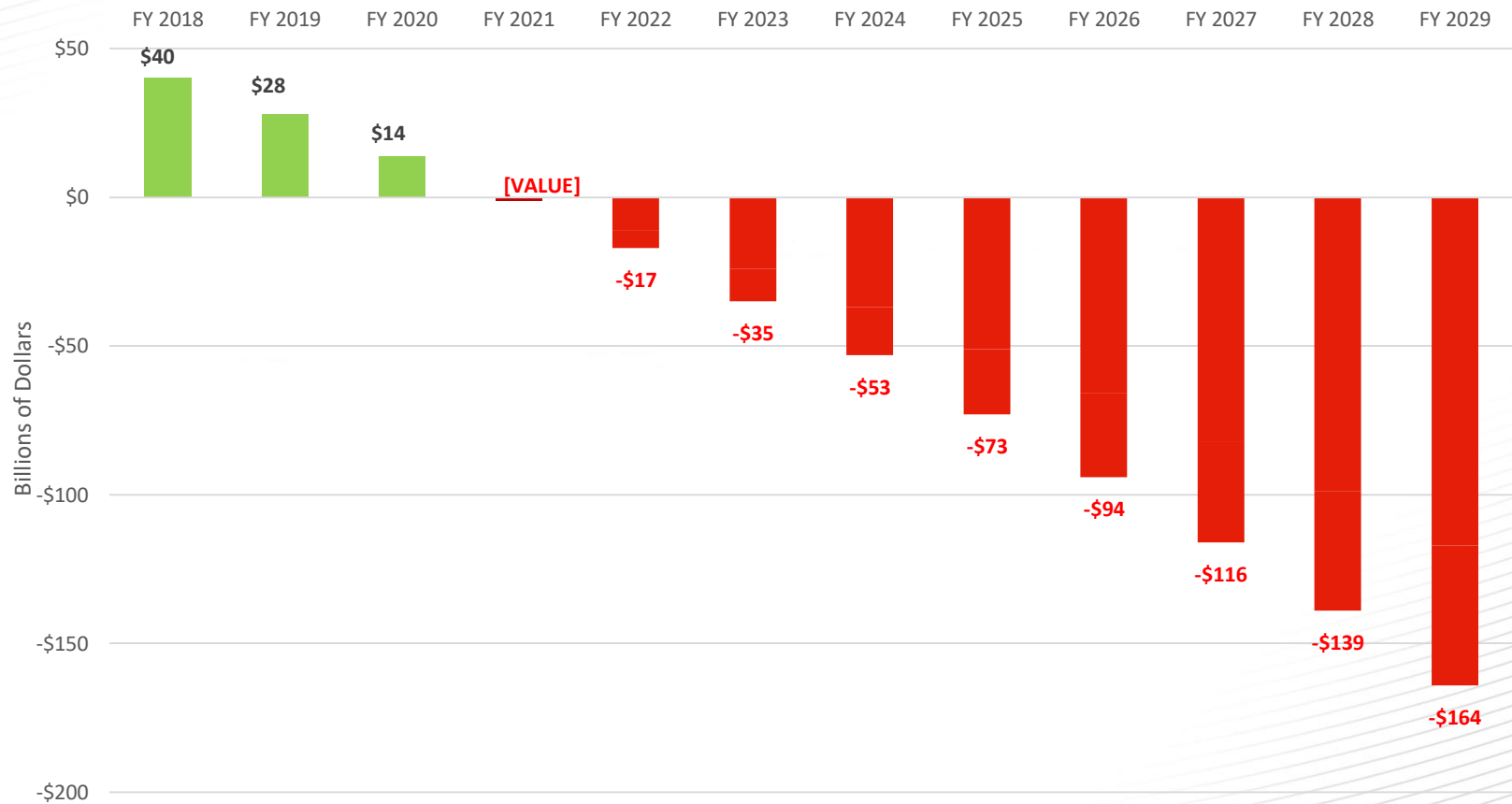
(Capital and Operating Funding Sources Combined. Total: \$70.6bn)



# Public Transportation and Passenger Rail



# Highway Trust Fund Shortfall





# Keys to Rebuilding America

- **Becoming Democrats' Priority #2**  
*Priority #3 Never Gets Done*
- **Bipartisanship**  
*President Trump's Support is Critical*
- **What are the "Pay-Fors"?**  
*Increase the Gas Tax or Other Revenue*
- **Acting in 2019**



# The Future of Mobility

From Transit Authority to Mobility Integrator

July 11-12, 2018 • Washington, DC



# APTA'S MOBILITY INNOVATION HUB

Discover Innovative Mobility Projects from Around the U.S. in Action





# Sources of State/Local Funding Assistance

- Sales Taxes
- Property Taxes
- Motor Fuel (wholesale / retail)
- Vehicle / Driver Registration
- Car Rental / Leases / Tires
- Hotel Occupancy
- Impact Fees / TIFs
- Realty Transfer
- Naming Rights
- Sponsorships
- Lottery proceeds
- Airport Passenger Charges
- Internet Sales Taxes
- Air Rights
- Congestion Pricing
- Special Assessment Districts
- Parking Fees
- Tolls / Road Pricing
- Payroll/ Earnings/ Wage
- Corporate Income
- Personal Income
- Utility Fees
- Corporate Franchise Taxes
- Excise Taxes
- Poured Drinks
- Taxi Surcharges
- Casino Revenues
- Energy Taxes
- Tax on TNC fares
- Negotiated Extractions

# Illustrative Local Scenarios:

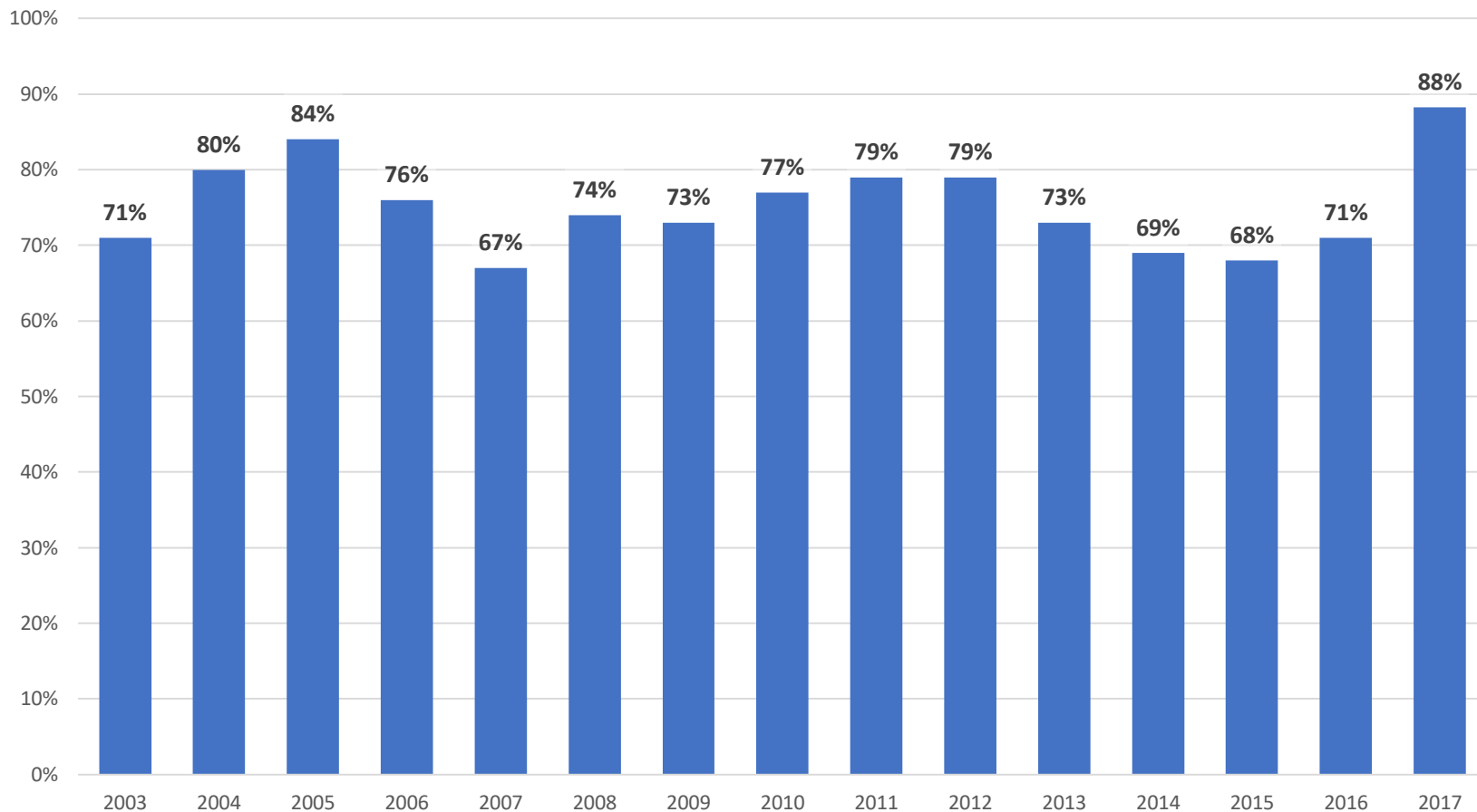
## **Dulles Corridor Metrorail:**

- Corridor Road Tolls
- Tax Increment Financing
- Special Tax District
- Airport Passenger Facility Charges
- State Funding
- FTA Full Funding Grant Agreement

## **Denver Eagle P3:**

- Dedicated local sales tax
- Private Activity Bonds
- Private Equity
- Federal TIFIA loan
- Federal FFIF loan
- FTA Full-Funding Grant Agreement

# Sustained Public Support for Local Transit Ballot Measures



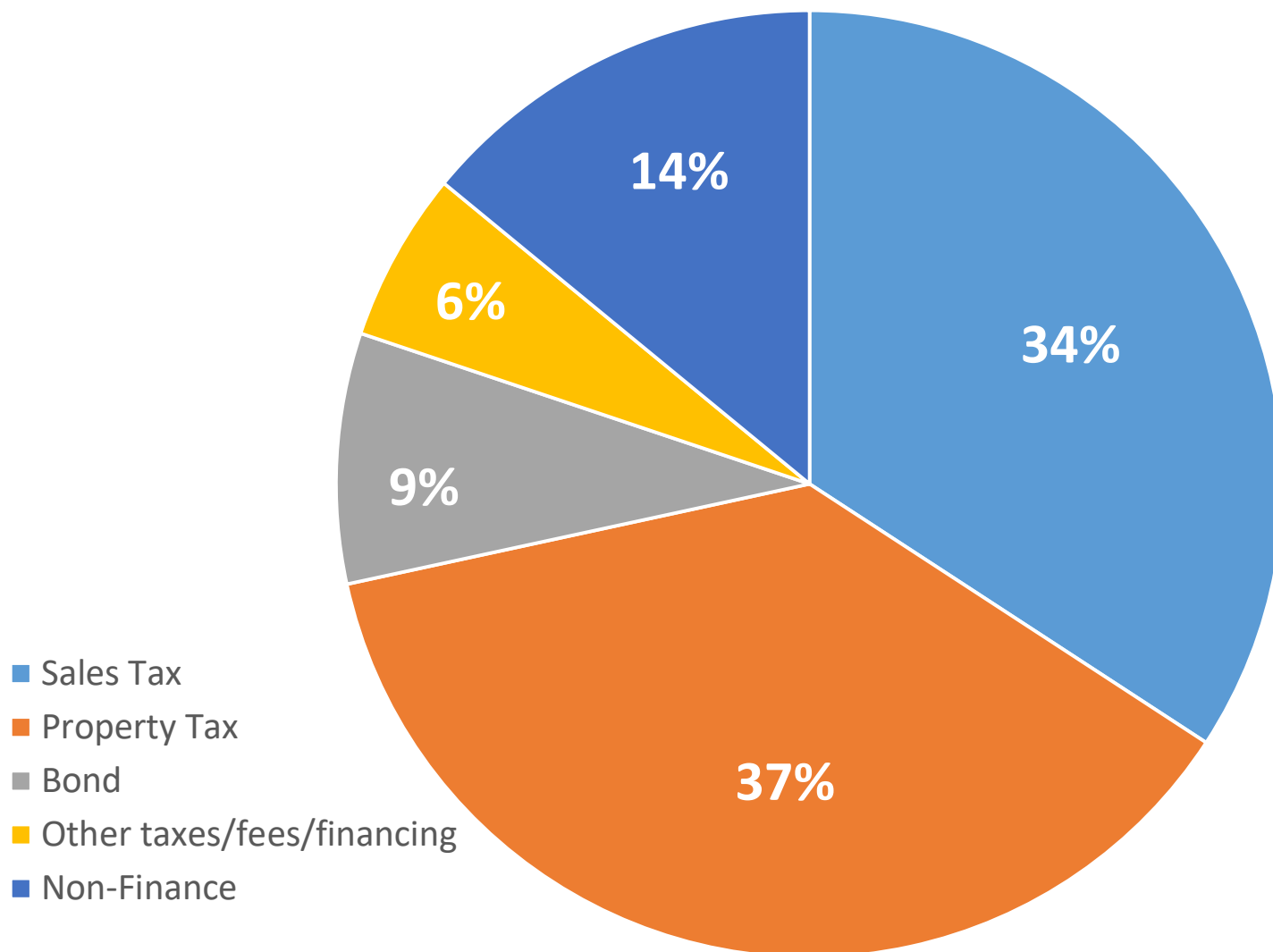


# State and Local Ballot Initiatives

- **Nov. 8, 2016: 34 of 48 local and statewide ballot initiatives (69%) passed (approx. \$170 billion)**
- **2016 Overall: 77 total transit measures appeared on ballots, the highest number on record, with 71% success rate.**
- **2017: Voters approved 15 of 17 measures, an 88% success rate.**
- **Since 2000, the average success rate of transit measures is 71%.**



# Transit Initiatives 2000-2016 by Type of Funding



- Sales Tax
- Property Tax
- Bond
- Other taxes/fees/financing
- Non-Finance



# Categories of State Legislative Initiatives:

- Electric and hybrid vehicle fees
- Public-private partnerships
- State gas taxes
- Road tolls
- Bonding and debt
- Pilot projects
- Vehicle automation
- Mileage-based user fees

A vertical sidebar on the left side of the slide contains eight circular icons. From top to bottom: a blue ship icon, a solid pink circle, a red bus icon, a blue train icon, a solid light blue circle, a red train icon, a red bus icon with a wheelchair symbol, and a circular logo with 'APTA' in red and blue stylized lines.

# Public Transportation: Backbone of a multi-modal lifestyle

[aguzzetti@apta.com](mailto:aguzzetti@apta.com)